



NozawaOnsenVillage Garbage Sorting and Disposal Household Guide

Published March 2021



Combustibles	Pg. 3	Recyclable Paper (Newspapers, Cardboard, Magazines, Milk Cartons, Other Paper)
Non-Combustibles	Pg. 4	Glass.....Pg. 7
Plastics.....Pg. 5~		Plastic (PET) Bottles..... Pg. 8
		Oversized Garbage etc..... Pg. 9~



This guide will be published periodically.
Please refer to this version as the latest until the next publication.



Designated Garbage Bags

- Please use the designated Nozawa Onsen Village garbage bags for putting out garbage.
- There are two types of bags noted below:
- ※For larger items and newspapers, cardboard, magazines, milk cartons; these can be disposed without the use of a designated garbage bag. (See following pages)

Combustible (Green)

Sizes: Large:30ℓ Small:20ℓ



The Village uses a portion of the fee paid for garbage bags towards garbage disposal costs; a processing fee of 1 Yen per Liter (20 Liter bag = 20 Yen / 30 Liter bag = 30 Yen)

Non-Combustible (Red)

Sizes: Large:45ℓ Small:30ℓ



Items that can be put out using a non-combustible garbage bag.

- Metals (empty cans, pots, kettles, etc.) pottery/ceramics, small household appliances, glass, etc.……Pg. 4
- Plastic Containers, wrappers, and trays……Pg.5~
- Bottles……Pg. 7
- Plastic (PET) Bottles……Pg. 8

○Shops which sell designated garbage bags

Shop	District	Phone	Shop	District	Phone
KATAGIRI Store	Maezaka	0269-85-4117	MARUMIYA Store	Jyuoudou	0269-85-2129
NAGAYA Electric	Maezaka	0269-85-2343	UOYASU Store	Kawaharayu	0269-85-2217
Meat shop WASHINO	Nakao	0269-85-2066	KUBOTAYA Store	Kawaharayu	0269-85-2106
Fresh store RAINBOW	Nakao	0269-85-3172	KOUNO Store	Hirabayashi	0269-85-2227
NARITAYA	Jyuoudou	0269-85-2251	NOZAWAONSEN Michinoeki	Mushu	0269-67-0767
KANAMORI	Jyuoudou	0269-85-2130			
A*coop MIYUKI	Iiyama City	0269-81-2222	BEISIA Iiyama	Iiyama City	0269-67-2111
TSURUYA Iiyama	Iiyama City	0269-67-9011	CAINZ Iiyama	Iiyama City	0269-67-2111

Combustibles

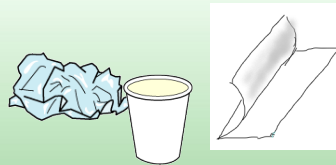
Write your name on the garbage bag and put it out on the specified day

Kitchen Waste




Drain liquid completely

Non-recyclable Paper



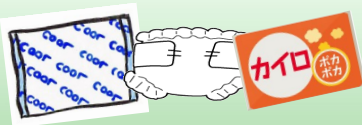
Photographs, paper cups, postcards

Clothing and Cloth



Please cut long items into smaller pieces

Paper Products



Drying agents (silica gel packs), disposable body warmers, etc.

Rubber Products



Rubber gloves, rubber boots, hoses*, balls, etc.
*Cut hoses to about 50 cm

Leather Products



Remove metal parts and dispose of as non-combustible garbage

Toys/Stuffed Animals



Remove all metal pieces and dispose of as non-combustible

Plastics



Toothbrush, sponge, tupperware, clear files, etc.



← Unmarked plastic products

Cooking Oil Waste (vegetable-based oil)

- For small amounts of oil, use a coagulant to harden the oil and dispose of it in a garbage bag.
- For large amounts of oil, pour it into the waste oil collection box located next to the entrance of the village gymnasium.



※Please take your containers home.

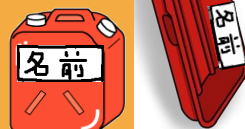
Disposal is limited to vegetable-based oil (no lard, no mixed oil with other garbage or water).

Examples

Plastic pickle tubs, snow shovels, sleds, plastic tanks, etc.

Disposal Method

Write your name directly on it and take to Clean Station.



Caution

Pruned branches
• Cut up boards/wood
⇒ Non-Combustible
Length under 60cm ⇒ Tie in a bundle to about 30 cm in diameter

Video tapes • CD/DVD/BlueRay discs ⇒ Non-Combustible

Video • CD/DVD/BlueRay disc cases ⇒ Combustibles

Non-Combustible

Write your name on the garbage bag and put it out on the specified day

Empty cans, kettles, frying pans, aluminum foil, and other metals



- Remove the contents of the can and lightly rinse.
- Completely use up spray cans and cassette cylinders; be sure to make hole in it.

Glass products, pottery/ceramics, light bulbs, small household appliances, CD · DVD, etc



- Broken glass and pottery are classified as **Dangerous Goods**
- CD/DVD, Video decks, cassette tapes are Non-combustible
- Cases are **Combustible**

If the size of the object is between 40 to 50 cm, write your name on it and dispose of it at the Clean Station.

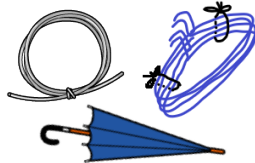
- Pots, rice cookers, tricycles for toddlers, metal containers, wall clocks, electric fans, planters, etc.



Bundle together iron wires, electric wires, wire hangers, write your name on it and dispose of.

Please do not put in a garbage bag.

Write your name on Umbrellas and put out as is.




For pruned branches and cut wood less than 60cm in length tie it up in a bundle of 30cm in diameter with your name on it



Dangerous Goods

Place in a cardboard box tied up with your name and dispose of it on the specified day

- Broken glass, pottery, kitchen knives, chainsaws blades, brush cutter blades, etc.
- Fluorescent lights can be put in the cases they came in and disposed of. Broken fluorescent tubes can be put in a Non-Combustible garbage bag and put out.



Plastics

Write ♪ and your name on the Non-Combustible garbage bag and put out on the specified day

Plastic Mark



- If it is dirty, lightly rinse and wipe off
- Labels that cannot be peeled off can be left as is

Write your name and ♪ on the Non-combustible garbage bag



No Double Bagging



Dirty Plastics can be put out as Combustibles



ITEMS INCLUDED

Packages, Cups, Trays, etc.




White trays for meat and fish, packs for eggs, fruits, tofu and lunch boxes, cup noodle containers, pudding and yogurt containers, etc.

Containers



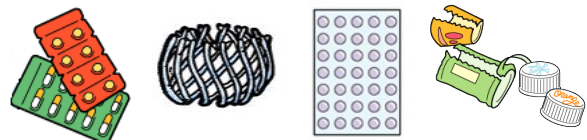
Containers for shampoo, conditioner, detergent, sauce, etc.

Plastic Bags/Wrapping



Plastic bags for sweets and bread, wrapping/bags for daily necessities, plastic packaging wrap, etc.

Others




Plastic medicine tablet sheets, fruit nets, PET bottle labels and caps, bubble wrap, etc.

⚠ Commonly Mistaken Items

What is classified as "Plastic containers and packaging"?

A container or wrapper that is no longer needed after its contents are empty. Even if the material is plastic, without the plastic mark, such plastic products are Combustible. Plastic with the plastic mark where dirt cannot be removed is also Combustible.



Plastic products such as toothbrushes, sponges Tupperware, clear files are "Combustibles"

Plastics and Packaging Containers

Styrofoam and White Plastic Trays

Styrofoam Disposal

① Use a Non-combustible garbage bag

Write ♪ and your name on the Non-combustible garbage bag.

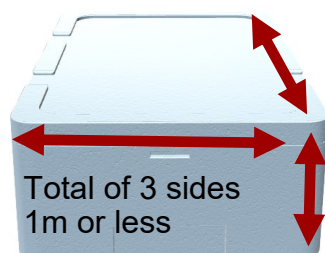

② Please place in a box tied up; write your name on the box.

○ Include only one item per box.

○ It is ok to pack the box with Styrofoam

○ Aim for the total of the three sides to be 1 m or less.

※ If the total of the three sides is 1 m or more, break it down and put in a non-combustible garbage bag or break into 1 m or less, tie it together and bring it to the Clean Station.



Large quantities of Styrofoam waste from business related activities, is industrial waste. We recommend the use of a licensed municipal waste collection and transportation company (see page 11).

Disposal of White Trays (Food Trays)

Disposal of white trays (food trays)

1

Remove Stickers and Wrappers



2

Wash and Dry



3

Place in a Non-combustible garbage bag and write ♪ on the bag (Dispose of with other plastic waste)



Plastic which dirt cannot be removed is Combustible.



White trays can also be disposed of in collection boxes of the stores where purchased, such as supermarkets.

Recycled Paper

Sort paper and tie together tightly

○ Newspapers



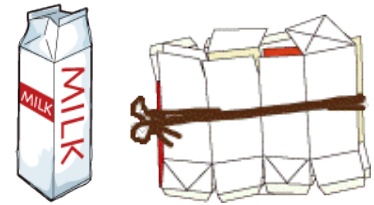
○ Magazines



○ Cardboard

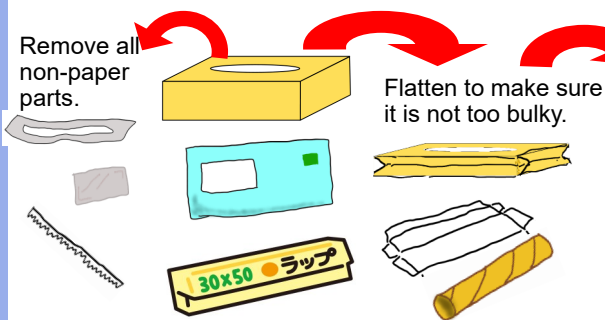


○ Paper packs



○ Other Paper (Miscellaneous Paper)

Remove all non-paper parts.



Flatten to make sure it is not too bulky.

Put it in a paper bag and tie it tightly, or tie it all together.

Flyers, wrapping paper, paper confectionery boxes, copy paper, business cards, memo paper, etc



The following types of paper cannot be recycled.
Dispose of as 「Combustibles」



Photographs, FAX paper, heat-sensitive paper, oil-based paper, carbon paper, processed paper (paper packs for juice and liquor, cup noodle lids, paper cups, etc.), scented paper (detergent box, incense boxes etc.)

Glass Bottles

Put out in Non-combustible garbage bags with your name on it



1 Remove Caps, Tops, and Corks. (Labels do not have to be peeled off)



2 Rinse Out Thoroughly

Brown



Clear



Other Colors



3 Separate by 3 colors and place in a Non-combustible garbage bag with your name on it; put out the designated day for Bottles (Recyclables) Colors that are indistinguishable should be sorted separately.



Return returnable bottles such as brown bottles, beer bottles, and milk bottles to stores.



Do not include the following items:

• Agricultural Containers



Bring to JA for collection

• Cups
• Flat/Panel glass
• Light Bulbs



Non-Combustible or Dangerous Goods

PET Bottles

Put out on the designated day for PET bottles (Recyclables)



PET bottles for juice / water, liquor, soy sauce, etc.

1 Remove the cap and label
(The removed cap and label are "Plastic garbage")




2 Rinse with water





3 Put it in a Non-Combustible garbage bag with your name on it.

Bottles can be put into dedicated collection nets at Clean Stations.



 PET bottles that are dirty are Combustible

 Oil and bottles containing oil should be wrapped and put out as Plastics



Hazardous Garbage

Please dispose of per village sorting guidelines on the specified day for Non-combustibles

● Ashes

For ashes such as charcoal and soybean charcoal, throw out only ash in a sturdy bag. Write "ASHES" on the bag, write your name on it, and dispose of it on the designated day for "Non-combustibles".

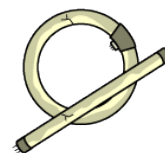


● Batteries (including rechargeable batteries)

Put it in the special metal can installed at the Clean Station. Also, put coin batteries and button batteries in the special metal can.

● Mobile Batteries, etc.

Mobile batteries, rechargeable batteries for power tools, rechargeable neck fans, Bluetooth earphones (speakers) etc. please place in a sturdy bag and clearly mark as "BATTERY". Write your name on it and dispose of it on the designated day for "Non-combustible Garbage".



● Fluorescent Lights

Place in the original package without crushing it, put it out on the designated day for "Non-Combustibles" with your name on it. Put broken items in a Non-combustible garbage bag.

Please consult your retail dealer for disposal of the following items

● TV, air conditioners, washing machines, freezers and refrigerators (Products subject to the Home Appliance Recycling Law)

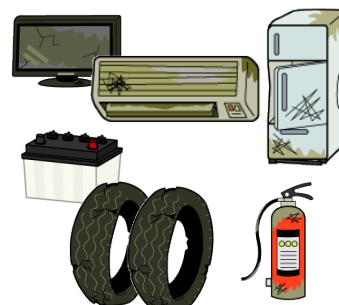
Home appliance retail stores will pick up for manufacturer to collect

● Car batteries, tires, fire extinguishers, pianos

Please consult your retail dealer.

● Computers

The manufacturer or retailer where the item was purchased will collect it. (The Village will also collect small household appliances in spring and autumn)

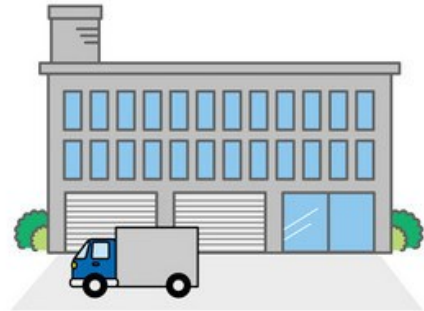


Oversized Garbage

Spring and Autumn Collection / Taking garbage to Eco Park Samukawa

Disposal

- ① Disposal of oversized garbage in spring / autumn (Fees apply)
- ② Disposing of garbage directly at Eco Park Samukawa (Fees apply, See below)
- ③ Requesting a licensed municipal waste collection and transportation company (Refer to page 11, please check prices with vendors)



Disposal Costs

		Disposal Fee
Futons, Carpets, Matting Furniture made entirely of combustibles and wood (* The following charges will be applied to the garbage from business related activities)		Free
Oversized Garbage aside from the above	Industrial Garbage	523 Yen per 10kg
	Household Garbage	520 Yen per 10kg



In addition to the above "Oversized Garbage", the following garbage can be brought to Eco Park Samukawa

- Garbage that can be brought to Eco Park Samukawa
 - ① Combustible · Non-combustible 260 Yen per 10kg
The sorting method is the same as when taking garbage to a local Clean Station. (Designated garbage bags are not required)
 - ② Deceased dogs or cats 520 Yen per animal

● Garbage that cannot be taken to Eco Park Samukawa

The following items cannot be brought into Eco Park Samukawa for disposal

- Recyclables that are collected at each Clean Station such as: 「PET bottles, used paper, plastic containers and packaging」
- A large amount of wood chips, cut grass, etc.
- Large animal carcass
- For items that are difficult to dispose of properly
(Please ask the retail store or collection company for pick up of the following items)

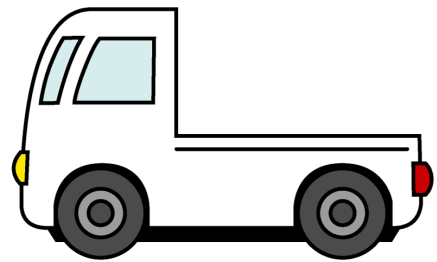
General waste disposal	Agricultural machinery, motorcycles, batteries, vending machines Oversized furniture, large-scale electrical appliances (L40cm×W1m×H3m or more), Ingot, Steels, Wire rope
Industrial waste disposal	Debris, house demolition waste, and other industrial waste
Car Tire Dealer	Used Car Tires
JA Collection	Agricultural mulching and vinyl sheets, etc
Retail Distributor	Music Instruments, Gas cylinders, Fire Extinguishers



Disposal of garbage from business establishments

Garbage generated from inns, restaurants, business establishments, etc. that accompanies business activities and is designated as "industrial waste" must be disposed of by requesting an "industrial waste disposal company". However, you can dispose of garbage such as kitchen waste (general waste for business) at the Clean Station, but if the amount is large, we recommend the following method.

- 1 Requesting a licensed municipal waste collection and transportation company.
(Refer to Pg. 11, Please consult with the vendor for processing fees, etc.)
- 2 Bringing Garbage Directly to EcoPark Samukawa
 - 「Combustible」 「Non-combustible」...26 Yen per 10 Kg
 - 「Oversized Garbage」...523 Yen per 10 Kg
 - ※Items that can be brought in directly...「Burnable」 「Non-combustible」 「Hazardous Garbage」 「Oversized Garbage」 「Recyclable waste (paper, glass bottles, PET bottles, made of plastic containers and packaging) cannot be brought in.



For recyclable waste (Styrofoam, corrugated cardboard, etc.), please request a licensed general waste and collector and transportation company to dispose of it.

Support projects for waste reduction, etc

The Village carries out the following activities out as part of the reduction of kitchen waste and support for child-rearing.

● Food waste disposal equipment purchase cost subsidized grants

The Village will subsidize the purchase cost of food waste disposers for household use.

- Compost Bins 2 units per household, subsidy coverage 50% (Up to 4,000 YEN)
- Electric food waste disposer 1 Unit per household, subsidy coverage 50% (Up to 20,000 YEN)

● Garbage collection facility maintenance subsidized grants

The Village will subsidize the cost of new construction and repair of local Clean Stations.

- New construction of Clean Station 70% Subsidy (up to 500,000 Yen)
- Clean Station Repairs 30% Subsidy (up to 500,000 Yen)

● Newborn Celebratory Gift

At the time of submission of "birth certificate" or "baby under 1 year old" registration, the following items will be presented at the time of submission

- Designated Village garbage bags 3 rolls of 20L bags



●Licensed Waste Collectors

Name	Tel	Adress
Seishin(Susumu Azegami)	0269-85-3379	NozawaonnsenMura Toyosato 4497-3
Inoue Shouten	025-757-3335	Tokamachi Minamishindencyou 2-7-4
Nagano kankyou hozen center	0269-24-7331	Nakano city Tachigahana 855
Matubara Shouji	0269-62-1544	liyama city Shizuma 2374

●Septic Tank Cleaning

Name	Tel	Adress
liyama Seisousha	0269-62-3052	liyama city liyama 3723

●Household Wastewater Tank Cleaning

Name	Tel	Adress
liyama Seisyousya	0269-62-3052	liyama city liyama3723
Hokushin Maintenance	0269-63-3116	liyama city Yoshi 411

●Household Appliances(TV,Air Conditioners,Washing Machine,Refrigerators

Please contact the electronics store in the village

●EcoPark Samukawa

Business Hours AM9:00~12 : 00 PM1 : 00~4 : 30
Closed Sat,Sun,Public holiday,Obon,New year holidays
Tel 0269-69-1085 (FAX・0269-69-1086)



Open burning is prohibited !

There are complaints such as "I can't dry laundry" and "I can't open the windows" due to the smell and smoke generated by open burning. Burning on agriculture land is not restricted by law, however please pay attention to the wind direction, the time of day and talk with your neighbors to let them know in advance. It is your responsibility to monitor to ensure that all fires and flames are completely extinguished.



Illegal dumping of garbage is a crime!

Illegal dumping of garbage such as littering, dumping in mountainous areas and roadsides is monitored. Illegal dumping not only spoils the landscape, but also pollutes the environment. In cooperation with local organizations, the village frequently patrols illegal dumping.



Illegal dumping and open burning of garbage is prohibited by the "Waste Disposal and Public Cleaning Laws". Violations will result in severe penalties such as imprisonment of up to 5 years and / or a fine of up to 10 million yen.
If you are uncertain about how to dispose of garbage, check with the Public Welfare Department.

For any questions or concerns regarding garbage sorting or disposal please contact
Nozawa Onsen Village Hall
Public Welfare Department
☎0269-85-3112